



# February 2026 COF

**PractiScore Template:** PractiScore templates are now being emailed to your inbox! If you are assisting your match director, just ask them to forward the email to you with the attached template. [PractiScore Template](#)

**Official COF Walkthrough:** The official COF walkthrough can be found on our YouTube channel. Typically, the video is published the same day as the COF or a day later. Make sure to subscribe to our channel so that you'll get notified when the walkthrough video is published. [NRL22 YouTube Channel](#)

**DFAT Range Card:** The DST Precision DFAT allows you to use the rifle and optic to dry fire practice in a very small area such as your garage, living room, or even bedroom. With this adapter most scopes focus in the 11-15 feet range. You can find this month's COF range card here. [DFAT Range Practice Range Card](#)

**COF Designer:** This Course of Fire was designed by **Jeannine Johannsen** of St. Paul, Minnesota. She began competing in NRL22 in February 2021 and became a Match Director in April 2023, working alongside her husband, Russ, at their home range, Oakdale Gun Club in Lake Elmo, Minnesota. Jeannine designs stages from a competitor's perspective, emphasizing movement, solid fundamentals, and practical problem-solving. This COF reflects her attention to detail and commitment to creating engaging and well-balanced challenges for all skill levels.

If you have questions about the COF please email us [here](#).

**Starting Position:** Unless otherwise stated, starting positions are always standing, rifle at the high ready and all gear in hand, mag in, action open. The high ready position means that the rifle is held by the competitor with the muzzle pointing approximately 45 degrees skyward and towards the downrange targets. If your range has stricter rules on starting positions, make sure to follow your range's rules and regulations.

**Range requirements:** This month's COF will require a tank trap, NRL22 Pyramid, 2x 55-gal barrels, ladder, a shot timer or stopwatch that can time down to a hundredths of a second, and the NRL22 standard target package.

**Scoring submissions:** In accordance with the 2025 NRL22 rules, Match Directors are required to submit scores within 7 days of their match concluding. You can submit your NRL22 (5 stages only) scores through the NRL22 website using the PractiScore URL located [HERE](#). If you don't have that ability, then download the NRL22 Scoresheet Submission Spreadsheet from the MD Resources section found [HERE](#). Submit your spreadsheet through the NRL22 website along with the match admin fee which can be found [HERE](#). Keep in mind that only NRL22 members are eligible for prizes and while we have a 7-day grace period for membership, if the prizes are already distributed, it is the competitor's loss.

**Monthly Live Show:** The live show for prizes will happen on **16 March 2026**. The show will be streamed through Facebook and YouTube. If you have questions, ask them during the live show and we will answer them for you. Make sure to like, follow, and subscribe to our social media pages and channel.

#### Terms of Use

The use of this course of fire is restricted to personal/individual use; however, the use of this course of fire in a match setting must be operated within the NRL22 rules and is restricted to current NRL22 clubs. The monthly course of fire is a proprietary product of the NRL22. Furthermore, the scores of every competitor at that match must be submitted to the NRL22 regardless of the competitor's membership status. Every competitor is given a 7-day grace period to become a member and claim their score.

# February 2026 COF

Thank you to all the amazing sponsors for the 2026 season. Please make sure to support these companies when you are deciding where to buy. We have a list of Preferred sponsors that are offering exclusive discounts to NRL22 members which range from 10%-40% that can be viewed under "My Account"

## Title Sponsor



# TIKKA

## Official Product Sponsors



Official Optic



Official Ballistics Solver &  
Shot Timer



Official Ammo



Official Bipod

### Terms of Use

The use of this course of fire is restricted to personal/individual use; however, the use of this course of fire in a match setting must be operated within the NRL22 rules and is restricted to current NRL22 clubs. The monthly course of fire is a proprietary product of the NRL22. Furthermore, the scores of every competitor at that match must be submitted to the NRL22 regardless of the competitor's membership status. Every competitor is given a 7-day grace period to become a member and claim their score.

# February 2026 COF

Thank you to all the amazing sponsors for the 2026 season. Please make sure to support these companies when you are deciding where to buy. We have a list of Preferred sponsors that are offering exclusive discounts to NRL22 members which range from 10%-40% that can be viewed under "My Account"

## Associate Sponsors



*We manufacture small groups*



## Preferred Sponsors



### Terms of Use

The use of this course of fire is restricted to personal/individual use; however, the use of this course of fire in a match setting must be operated within the NRL22 rules and is restricted to current NRL22 clubs. The monthly course of fire is a proprietary product of the NRL22. Furthermore, the scores of every competitor at that match must be submitted to the NRL22 regardless of the competitor's membership status. Every competitor is given a 7-day grace period to become a member and claim their score.



2026 Season Presented by:



TIKKA

Stage 1 Presented by:



# 1. Under One Roof

Time: 120 Sec Round Count: 12

## Ranges and Targets:

Option 1 – 38 yds: ½" & ¼" on a KYL rack  
50 yds: 1" & ¾" on a KYL rack

### Target Size(s)

MOA	MILS
1.3, 0.6	0.4, 0.2
1.9, 1.4	0.6, 0.4

Option 2 – Same targets and distance with a par time of 105 seconds.

**Barricade/Targets Setup:** Rooftop peak is pointing down range.

**Restrictions:** No part of your body nor equipment may touch the ground.

**Points:** 10 points per impact, 120 points possible

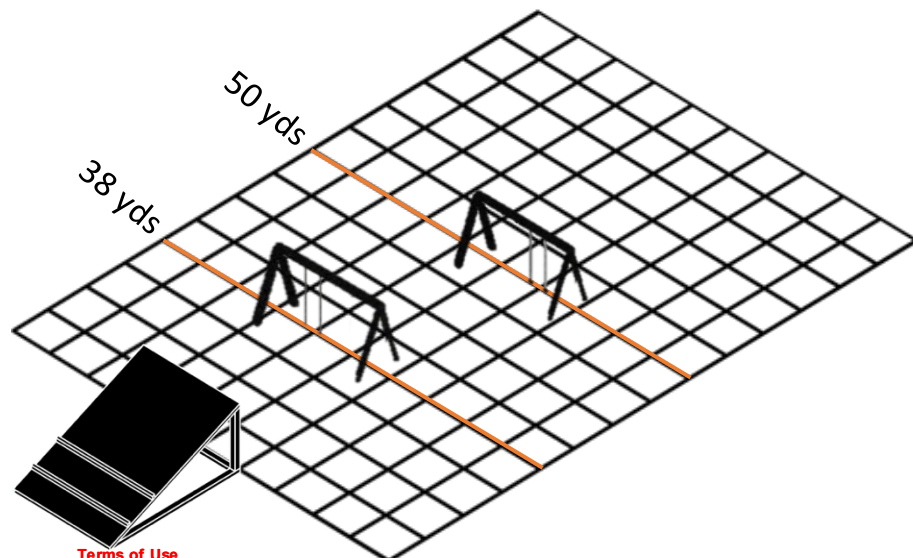
**Start Position:** Standing, rifle at the high ready with all gear in hand, mag in, action open.

**Adaptive Suggestion:** May start in position with magazine out and off glass. Same target engagement.

**Description:** On the start signal, take a position on the rooftop and engage the targets with 1 shot each in the following order and manner:

1. Strong Side – Far to Near, Large to Small
2. Support Side – Far to Near, Large to Small
3. Strong Side – Near to Far, Small to Large.

**Note:** Support side means non-dominant eye, shoulder, and hand.



### Terms of Use

The use of this course of fire is restricted to personal/individual use; however, the use of this course of fire in a match setting must be operated within the NRL22 rules and is restricted to current NRL22 clubs. The monthly course of fire is a proprietary product of the NRL22. Furthermore, the scores of every competitor at that match must be submitted to the NRL22 regardless of the competitor's membership status. Every competitor is given a 7-day grace period to become a member and claim their score.





2026 Season Presented by:



TIKKA

Stage 2 Presented by:



## 2. Pillboxes & Tank Traps

Time: 120 Sec Round Count: 10

### Ranges and Targets:

Option 1						Option 2			
Target #	Yards	Target Size	Size MOA	Size MIL	Hanger	Size MIL	Size MOA	Target Size	Yards
1	50	1"	1.9	0.6	Double	0.6	2.1	2"	92
2	70	1.5"	2.0	0.6	Double	0.6	2.2	3"	131
3	80	2"	2.4	0.7	Single	0.7	2.5	4"	150
4	90	2.5"	2.7	0.8	Single	0.9	3.0	5"	160
5	100	3"	2.9	0.8	Single	0.9	3.1	6"	185

**Restrictions:** One bag limit

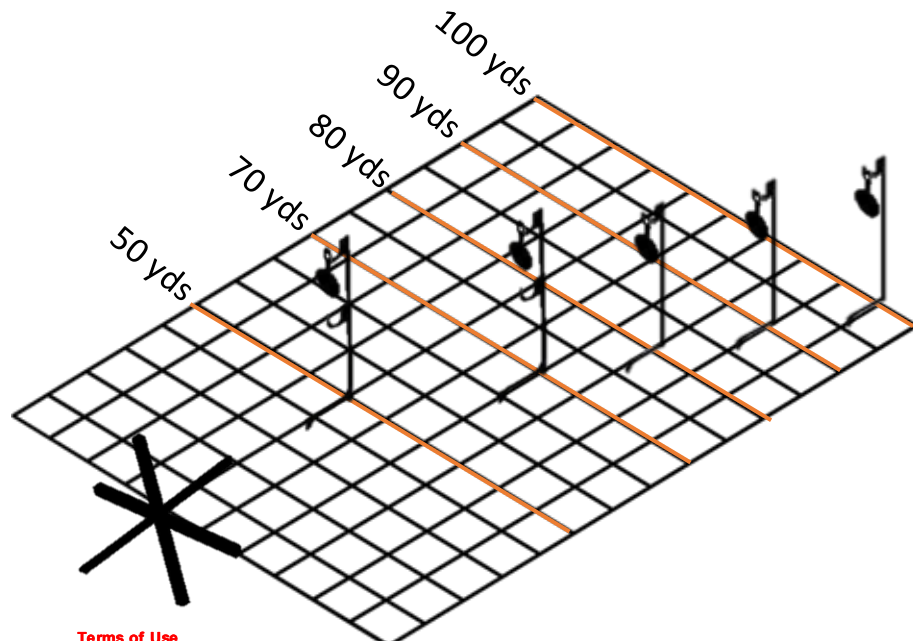
**Points:** 10 points per impact, 100 points possible

**Start Position:** Standing, rifle at the high ready with all gear in hand, mag in, action open.

**Description:** On the start signal, engage the targets in the following order below, moving after every 2nd shot. Shooting positions are each tip and the center. Positions may be used in any order; however, all positions must be used. One position may be used twice to complete the required number of shots.

1. Target 1 & 5
2. Target 2 & 5
3. Target 3 & 5
4. Target 4 & 5
5. Target 5 & 1

**Adaptive Suggestion:** Same target engagement. Use only the three tips. Once all three tips have been used, then tips may be repeated.



#### Terms of Use

The use of this course of fire is restricted to personal/individual use; however, the use of this course of fire in a match setting must be operated within the NRL22 rules and is restricted to current NRL22 clubs. The monthly course of fire is a proprietary product of the NRL22. Furthermore, the scores of every competitor at that match must be submitted to the NRL22 regardless of the competitor's membership status. Every competitor is given a 7-day grace period to become a member and claim their score.



2026 Season Presented by:



TIKKA

Stage 3 Presented by:



### 3. The Red Pyramid

Time: 120 Sec Round Count: 10

#### Ranges and Targets:

Option 1 – 60 yds: 1.5" on a single hanger

Option 2 – 115 yds: 3"

Target Size(s)	
MOA	MILS
2.4	0.7

Target Size(s)	
MOA	MILS
2.5	0.7

**Restrictions:** Only the outside left & right positions on each rung may be used. Center positions may not be used. Positions may not be repeated\*.

**Points:** 10 points per impact, 100 points possible

**Start Position:** Standing, rifle at the high ready with all gear in hand, mag in, action open.

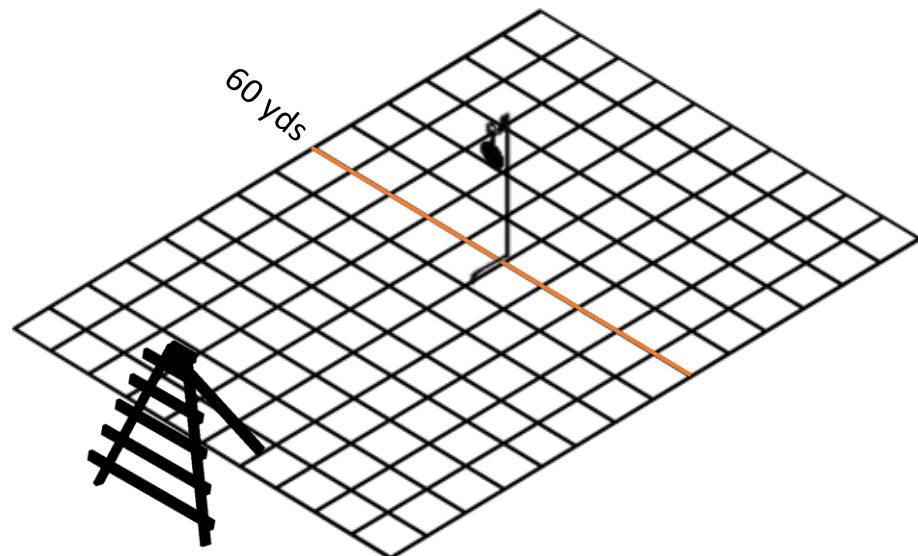
**Description:** On the start signal, take a position on the pyramid and engage the target in the following order and manner:

Position 1: 1 shot  
 Position 2: 2 shots  
 Position 3: 1 shot  
 Position 4: 2 shots  
 Position 5: 1 shot  
 Position 6: 2 shots  
 Position 7: 1 shot.

**Note:** 7 unique positions must be used.

\*If a position cannot be reached, then 1 position may be repeated but only after all other positions have been used and it can't be the most recently used position.

**Adaptive Suggestion:** Same target engagement. Outside and inside positions on each rung may be used. A single position may be repeated but only after the first 6 positions have been used and it can't be the most recently used position.



#### Terms of Use

The use of this course of fire is restricted to personal/individual use; however, the use of this course of fire in a match setting must be operated within the NRL22 rules and is restricted to current NRL22 clubs. The monthly course of fire is a proprietary product of the NRL22. Furthermore, the scores of every competitor at that match must be submitted to the NRL22 regardless of the competitor's membership status. Every competitor is given a 7-day grace period to become a member and claim their score.



2026 Season Presented by:



TIKKA

Stage 4 Presented by:



## 4. Last Barrel

Time: 120 Sec Round Count: 10

### Ranges and Targets:

Option 1 – 55 yds: 1" & 1.5" on a double hanger  
95 yds: 2" & 3" on a double hanger

Option 2 – 100 yds: 2" & 3"  
176 yds: 4" & 6"

Target Size(s)	
MOA	MILS
1.7, 2.6	0.5, 0.8
2, 3	0.6, 0.9

Target Size(s)	
MOA	MILS
1.9, 2.9	0.6, 0.8
2.2, 3.3	0.6, 0.9

**Barricade/Targets Setup:** 1x 55-gal barrel is vertical, 1x 55-gal barrel is horizontal parallel to the firing line. [Use the cradles to secure each barrel.](#)

**Restrictions:** None

**Points:** 10 pts per impact plus 0.1 bonus points per second remaining after the required round count of 10 shots have been fired. *If the shooter times out, then 120.00 will be entered for total time elapsed.*

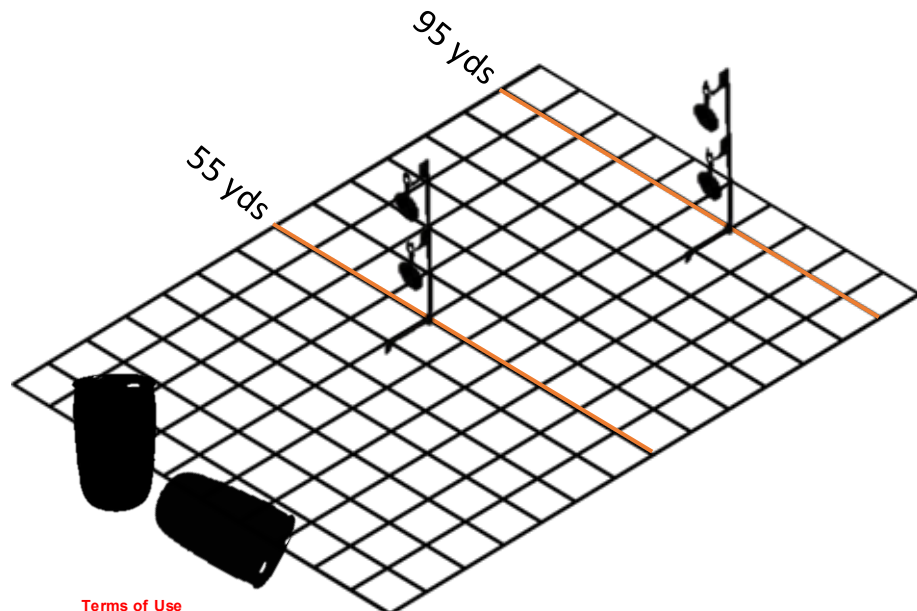
**When scoring, always record the total time elapsed in seconds.**

**Start Position:** Standing, rifle at the high ready with all gear in hand, mag in, action open.

**Description:** On the start signal, engage the targets with 1 shot each in the following order and manner:

1. Vertical – Near small, Far large
2. Horizontal – Near large, Far small
3. Vertical – Near small, Far large
4. Horizontal – Near large, Far small
5. Vertical – Near small, Far small

**Adaptive Suggestion:** Same target engagement. The Horizontal barrel will be Vertical.



#### Terms of Use

The use of this course of fire is restricted to personal/individual use; however, the use of this course of fire in a match setting must be operated within the NRL22 rules and is restricted to current NRL22 clubs. The monthly course of fire is a proprietary product of the NRL22. Furthermore, the scores of every competitor at that match must be submitted to the NRL22 regardless of the competitor's membership status. Every competitor is given a 7-day grace period to become a member and claim their score.





2026 Season Presented by:



TIKKA

Stage 5 Presented by:



TIKKA

## 5. Down The Ladder

Time: 120 Sec Round Count: 12

### Ranges and Targets:

Option 1 – 93 yds: 2" & 2.5" on a double hanger

#### Target Size(s)

MOA	MILS
2.1, 2.6	0.6, 0.7

Option 2 – Same targets and distance with a par time of 105 seconds.

### Restrictions: None

**Points:** 10 points per impact, 120 points possible

**Start Position:** Standing, rifle at the high ready with all gear in hand, mag in, action open.

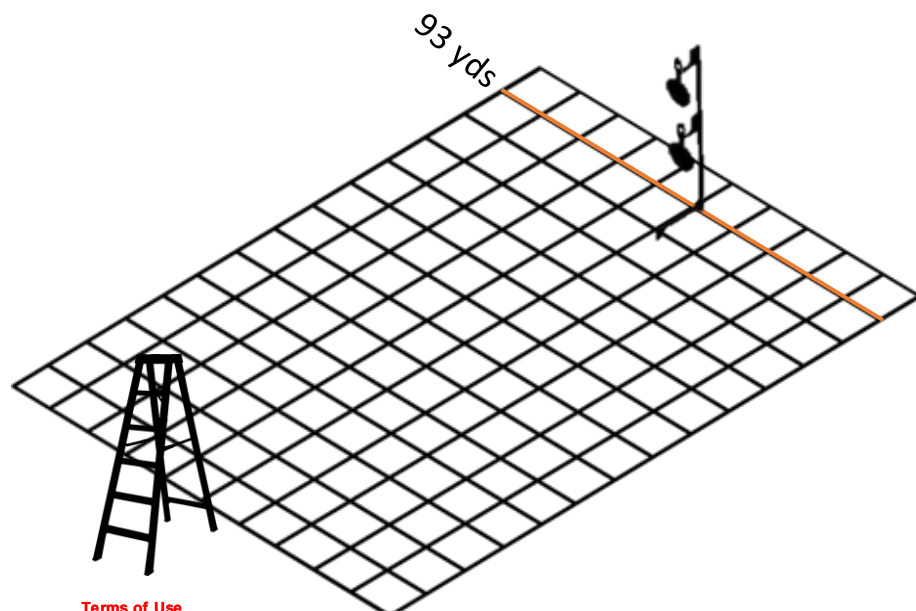
**Adaptive Suggestion:** Same target engagement. Alternate between the 2 highest rungs you can safely engage the targets from.

**Description:** On the start signal, take a position on the highest rung you can reach and engage the targets large, small, large, with 1 shot each.

Transition to the next lower rung and repeat the engagement.

Continue moving lower and repeating the engagement, moving to a lower rung after every 3<sup>rd</sup> shot.

**Note:** If a position cannot be reached, then you may repeat a position once all available positions have been used, but it can't be the most recently used position.



#### Terms of Use

The use of this course of fire is restricted to personal/individual use; however, the use of this course of fire in a match setting must be operated within the NRL22 rules and is restricted to current NRL22 clubs. The monthly course of fire is a proprietary product of the NRL22. Furthermore, the scores of every competitor at that match must be submitted to the NRL22 regardless of the competitor's membership status. Every competitor is given a 7-day grace period to become a member and claim their score.



# February 2026 COF

## Schedule of Target Engagement Breakdown

Stage 1		
Shot Number	Position	Target
1	Strong	Far, Lg
2	Strong	Far, Sm
3	Strong	Near, Lg
4	Strong	Near, Sm
5	Support	Far, Lg
6	Support	Far, Sm
7	Support	Near, Lg
8	Support	Near, Sm
9	Strong	Near, Sm
10	Strong	Near, Lg
11	Strong	Far, Sm
12	Strong	Far, Lg

Stage 2		
Shot Number	Position	Target
1	1	1
2	1	5
3	2	2
4	2	5
5	3	3
6	3	5
7	4	4
8	4	5
9	5	5
10	5	1

Stage 3		
Shot Number	Position	Target
1	1	Primary Target
2	2	Primary Target
3	2	Primary Target
4	3	Primary Target
5	4	Primary Target
6	4	Primary Target
7	5	Primary Target
8	6	Primary Target
9	6	Primary Target
10	7	Primary Target

Stage 4		
Shot Number	Position	Target
1	Vertical	Near, Sm
2	Vertical	Far, Lg
3	Horizontal	Near, Lg
4	Horizontal	Far, Sm
5	Vertical	Near, Sm
6	Vertical	Far, Lg
7	Horizontal	Near, Lg
8	Horizontal	Far, Sm
9	Vertical	Near, Sm
10	Vertical	Far, Sm

Stage 5		
Shot Number	Position	Target
1	1	Lg
2	1	Sm
3	1	Lg
4	2	Lg
5	2	Sm
6	2	Lg
7	3	Lg
8	3	Sm
9	3	Lg
10	4	Lg
11	4	Sm
12	4	Lg

### Terms of Use

The use of this course of fire is restricted to personal/individual use; however, the use of this course of fire in a match setting must be operated within the NRL22 rules and is restricted to current NRL22 clubs. The monthly course of fire is a proprietary product of the NRL22. Furthermore, the scores of every competitor at that match must be submitted to the NRL22 regardless of the competitor's membership status. Every competitor is given a 7-day grace period to become a member and claim their score.